

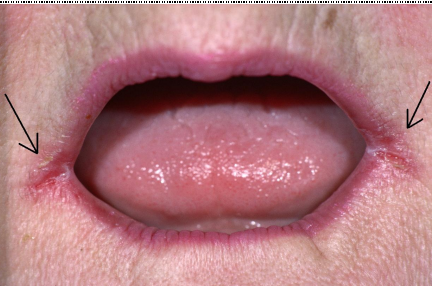
















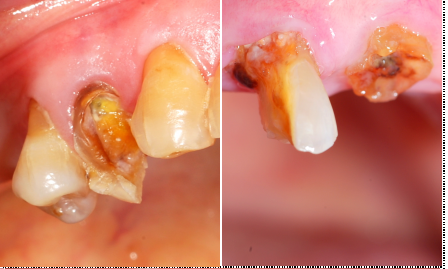
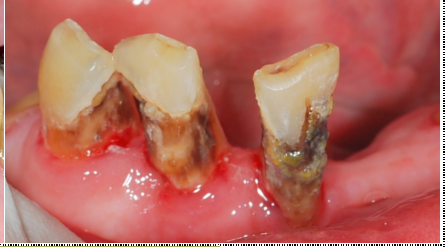




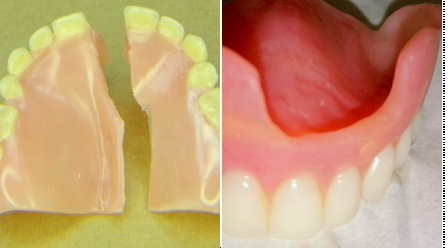



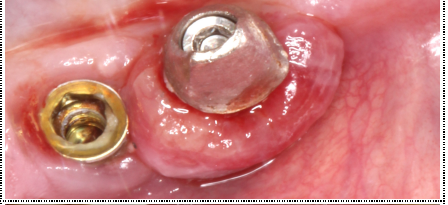


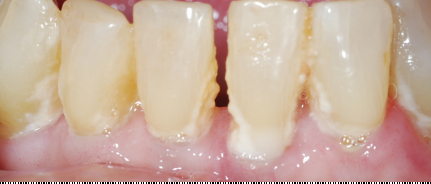





# Canadian Oral Health Screening Tool for Seniors

Characteristic	0 = Normal condition	1 = Mild to moderate abnormal condition	2 = Severe abnormal condition
Lips			
Mucosa of cheeks and lips			
Gums and palate			
Tongue			

The images shown in this tool represent some examples of normal and abnormal oral conditions.



Characteristic	0 = Normal condition	1 = Mild to moderate abnormal condition	2 = Severe abnormal condition
Saliva			
Teeth	 	 	 
Dental prosthesis Upper <input type="checkbox"/> Full <input type="checkbox"/> Partial <input type="checkbox"/> Missing Lower <input type="checkbox"/> Full <input type="checkbox"/> Partial <input type="checkbox"/> Missing	 	 	 
Implants			
Hygiene of teeth and dental prosthesis	 	 	 
Pain	No pain	Occasional	Frequent

The images shown in this tool represent some examples of normal and abnormal oral conditions.